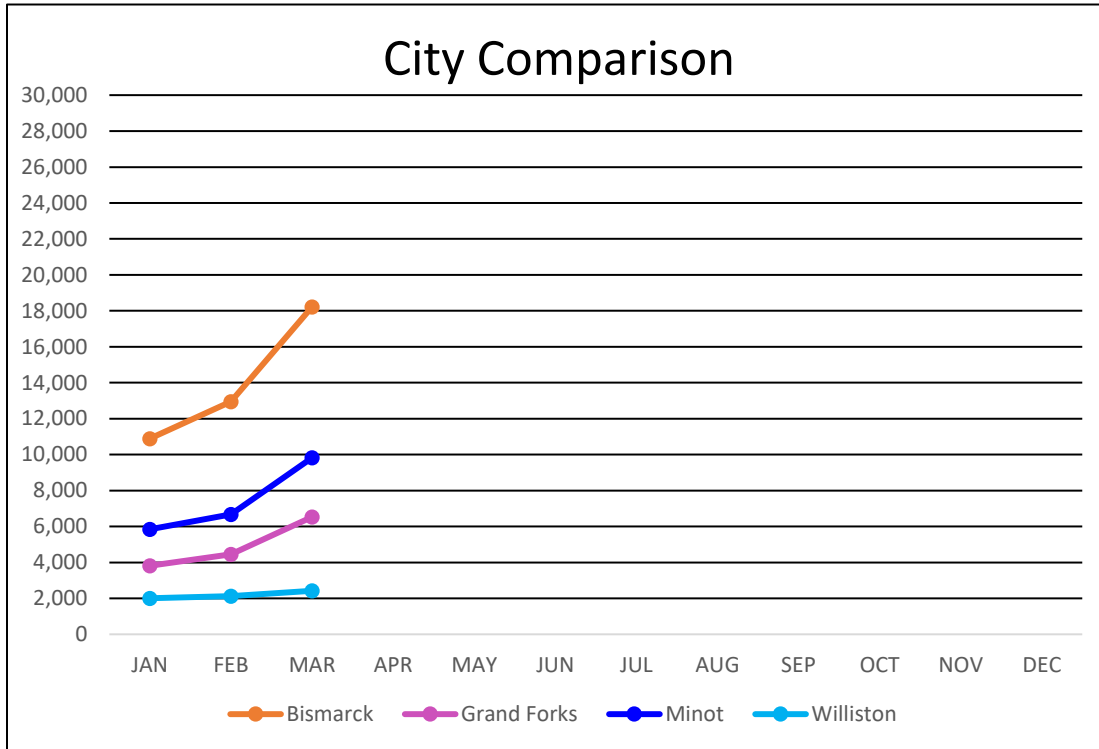
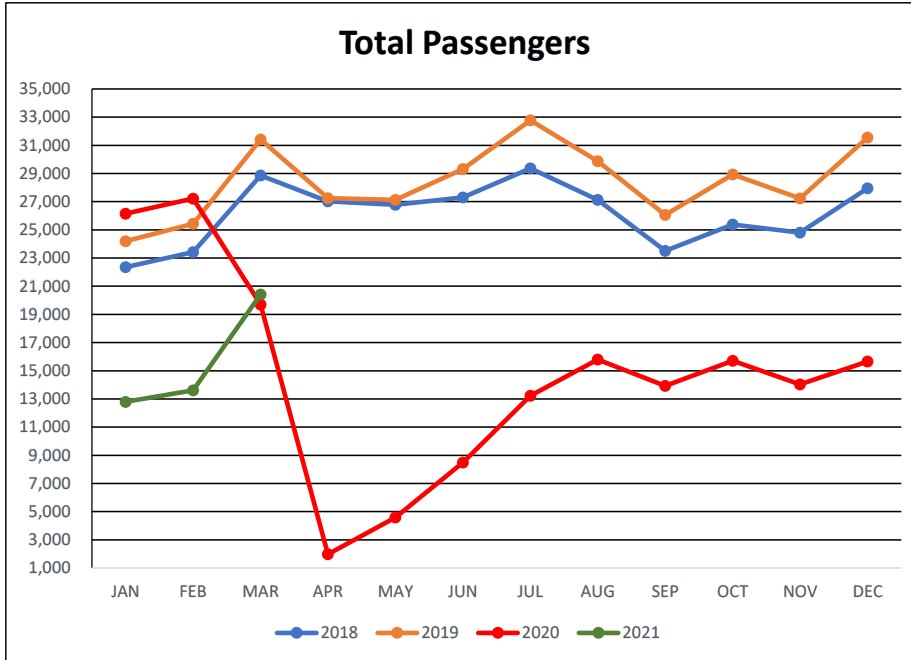


COMMERCIAL SERVICE AIRPORTS COMPARISON 2021



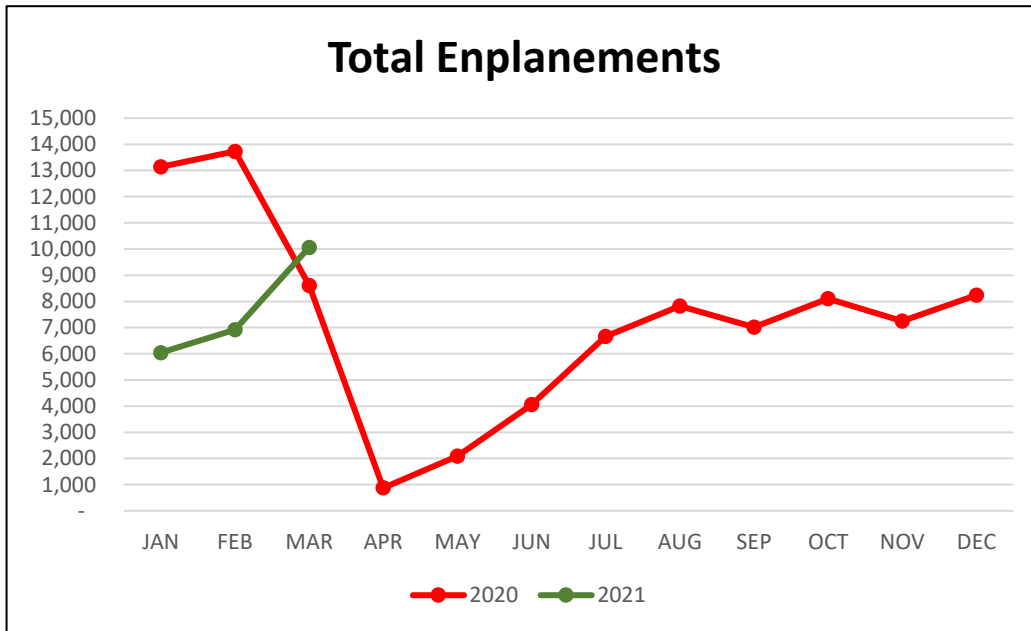
2021	Bismarck	Grand Forks	Minot	Williston
JAN	10,893	3,817	5,845	2,008
FEB	12,945	4,449	6,675	2,124
MAR	18,217	6,528	9,822	2,422
APR				
MAY				
JUN				
JUL				
AUG				
SEP				
OCT				
NOV				
DEC				
Annual Total	42,055	14,794	22,342	6,554

TOTAL PASSENGERS March 2021



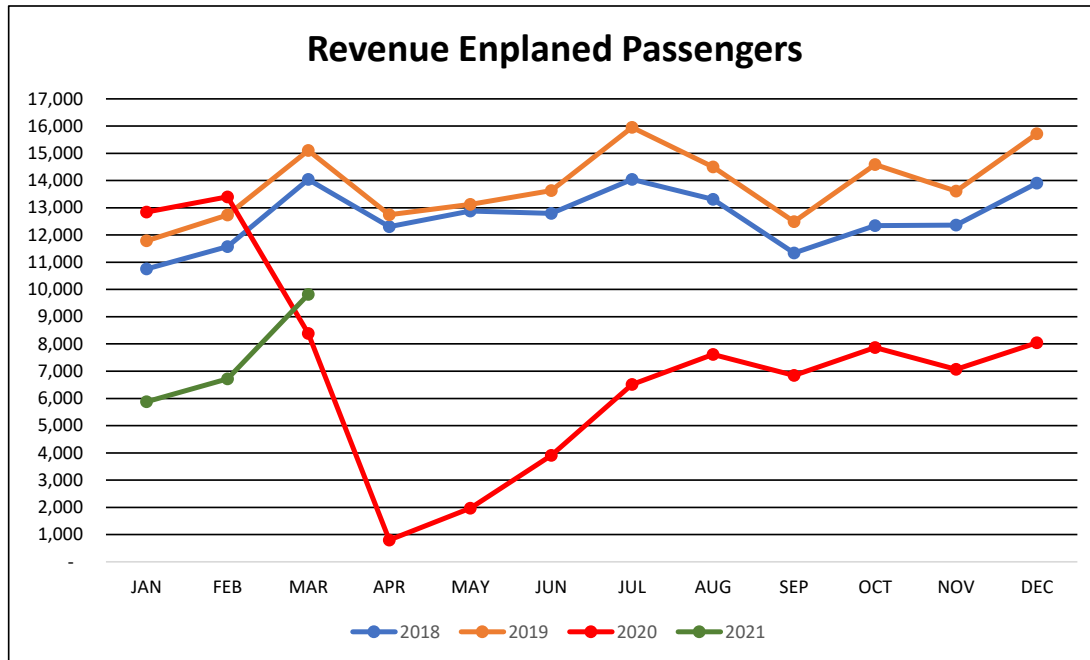
PASSENGERS					PASSENGERS	
MONTH	2018	2019	2020	% Change	2021	% Change
JAN	22,352	24,194	26,153	8.1%	12,796	-51.1%
FEB	23,414	25,431	27,225	7.1%	13,611	-50.0%
MAR	28,868	31,422	19,688	-37.3%	20,410	3.7%
APR	27,026	27,248	1,975	-92.8%		
MAY	26,787	27,122	4,577	-83.1%		
JUN	27,304	29,319	8,488	-71.0%		
JUL	29,363	32,774	13,223	-59.7%		
AUG	27,131	29,869	15,790	-47.1%		
SEP	23,503	26,067	13,922	-46.6%		
OCT	25,373	28,923	15,711	-45.7%		
NOV	24,796	27,238	14,033	-48.5%		
DEC	27,956	31,547	15,651	-50.4%		
TOTALS	313,873	341,154	176,436	-48.3%	46,817	-35.93%

Total Enplaned Passengers March 2021



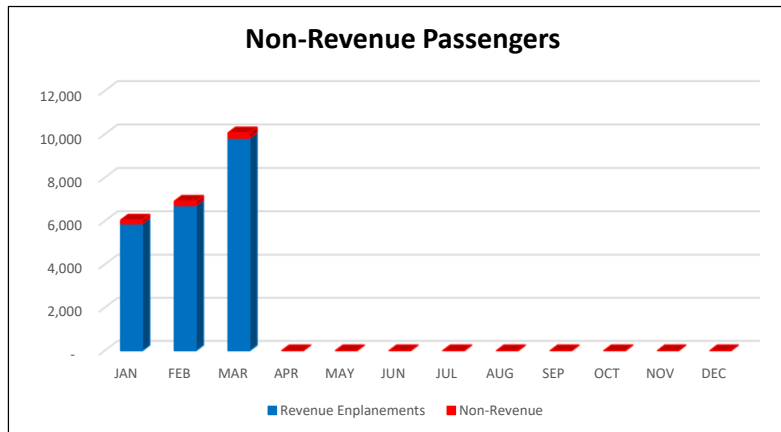
PASSENGERS			
MONTH	2020	2021	% Change
JAN	13,135	6,044	-54.0%
FEB	13,732	6,916	-49.6%
MAR	8,607	10,064	16.9%
APR	875		
MAY	2,090		
JUN	4,055		
JUL	6,664		
AUG	7,823		
SEP	7,014		
OCT	8,103		
NOV	7,245		
DEC	8,235		
TOTALS	87,578	23,024	-35.1%

REVENUE ENPLANED PASSENGERS March 2021



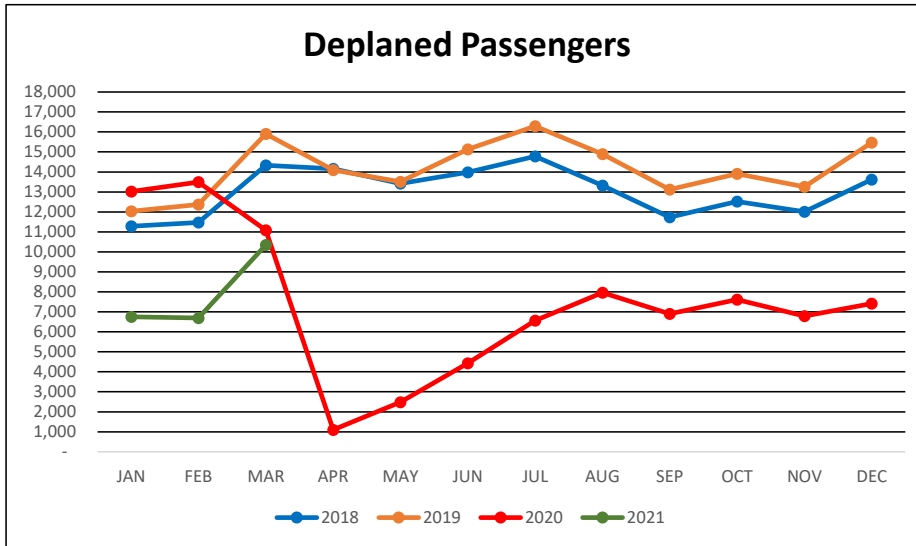
PASSENGERS					PASSENGERS	
MONTH	2018	2019	2020	% Change	2021	% Change
JAN	10,753	11,785	12,846	9.0%	5,877	-54.3%
FEB	11,577	12,732	13,403	5.3%	6,718	-49.9%
MAR	14,039	15,107	8,384	-44.5%	9,822	17.2%
APR	12,306	12,743	801	-93.7%		
MAY	12,885	13,122	1,966	-85.0%		
JUN	12,796	13,632	3,912	-71.3%		
JUL	14,038	15,954	6,511	-59.2%		
AUG	13,310	14,497	7,611	-47.5%		
SEP	11,340	12,496	6,848	-45.2%		
OCT	12,341	14,589	7,867	-46.1%		
NOV	12,365	13,613	7,067	-48.1%		
DEC	13,908	15,718	8,039	-48.9%		
TOTALS	151,658	165,988	85,255	-48.6%	22,417	-35.3%

NON-REVENUE PASSENGERS March 2021



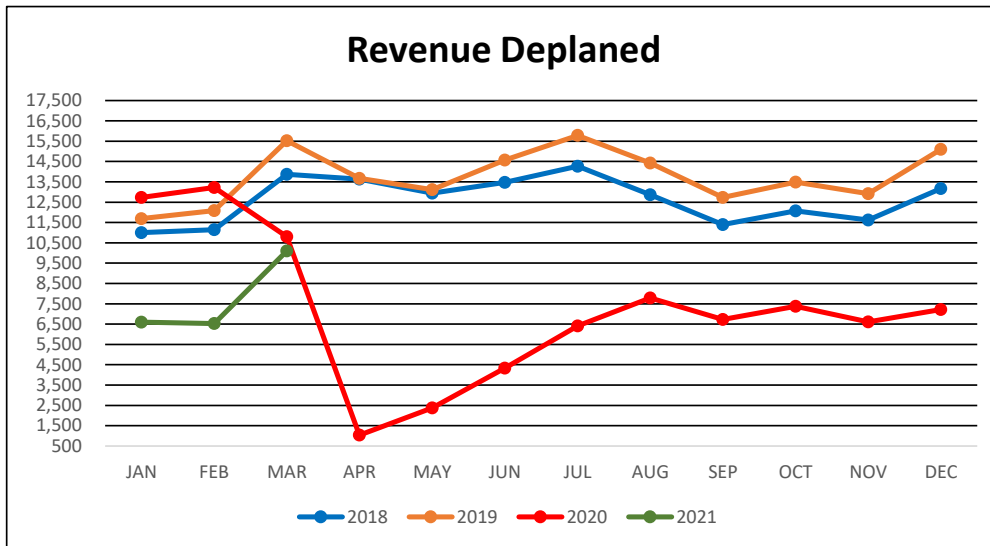
MONTH	2020				2021			
	ENP	REV-ENP	Difference	% Diff	ENP	REV-ENP	Difference	% Diff
JAN	13,135	12,846	289	2.2%	6,044	5,877	167	2.8%
FEB	13,732	13,403	329	2.4%	6,916	6,718	198	2.9%
MAR	8,607	8,384	223	2.6%	10,064	9,822	242	2.4%
APR	875	801	74	8.5%	-	-	-	-
MAY	2,090	1,966	124	5.9%	-	-	-	-
JUN	4,055	3,912	143	3.5%	-	-	-	-
JUL	6,664	6,511	153	2.3%	-	-	-	-
AUG	7,823	7,611	212	2.7%	-	-	-	-
SEP	7,014	6,848	166	2.4%	-	-	-	-
OCT	8,103	7,867	236	2.9%	-	-	-	-
NOV	7,245	7,067	178	2.5%	-	-	-	-
DEC	8,235	8,039	196	2.4%	-	-	-	-
TOTALS	87,578	85,255	2,323	2.7%	23,024	22,417	607	2.6%

TOTAL DEPLANED PASSENGERS March 2021



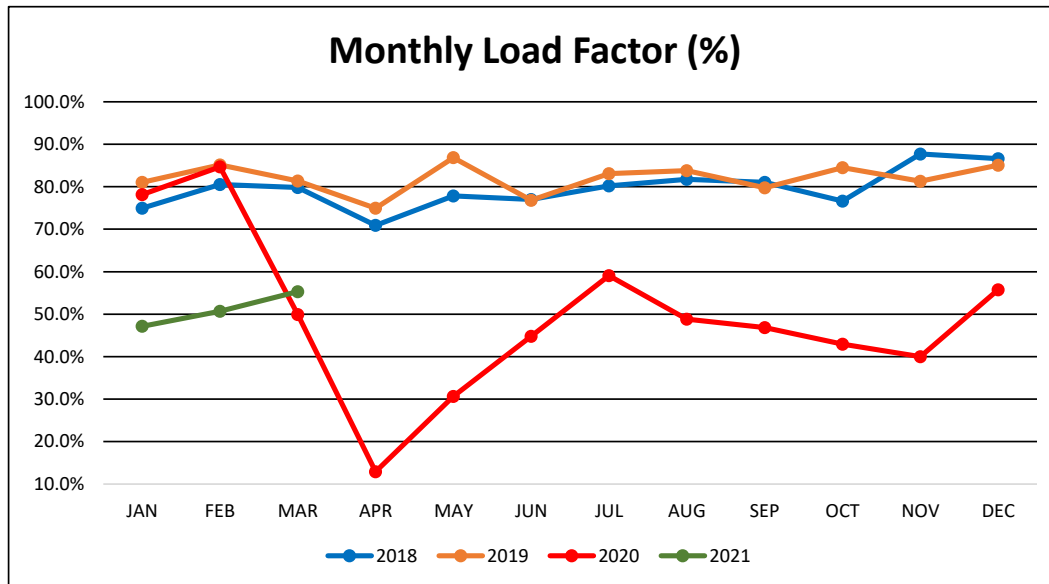
PASSENGERS					PASSENGERS	
MONTH	2018	2019	2020	% Change	2021	% Change
JAN	11,284	12,034	13,018	8.2%	6,752	-48.1%
FEB	11,478	12,373	13,493	9.1%	6,695	-50.4%
MAR	14,334	15,909	11,081	-30.3%	10,346	-6.6%
APR	14,158	14,092	1,100	-92.2%		
MAY	13,422	13,509	2,487	-81.6%		
JUN	13,979	15,135	4,433	-70.7%		
JUL	14,780	16,289	6,559	-59.7%		
AUG	13,317	14,890	7,967	-46.5%		
SEP	11,729	13,122	6,908	-47.4%		
OCT	12,521	13,904	7,608	-45.3%		
NOV	12,013	13,256	6,788	-48.8%		
DEC	13,622	15,462	7,416	-52.0%		
TOTALS	156,637	169,975	88,858	-47.7%	23,793	-36.7%

REVENUE DEPLANED PASSENGERS March 2021



PASSENGERS					PASSENGERS	
MONTH	2018	2019	2020	% Change	2021	% Change
JAN	11,002	11,693	12,737	8.9%	6,595	-48.2%
FEB	11,140	12,081	13,222	9.4%	6,526	-50.6%
MAR	13,873	15,529	10,807	-30.4%	10,101	-6.5%
APR	13,632	13,672	1,036	-92.4%		
MAY	12,950	13,111	2,372	-81.9%		
JUN	13,478	14,571	4,332	-70.3%		
JUL	14,270	15,783	6,410	-59.4%		
AUG	12,861	14,430	7,781	-46.1%		
SEP	11,392	12,737	6,732	-47.1%		
OCT	12,066	13,488	7,375	-45.3%		
NOV	11,624	12,922	6,610	-48.8%		
DEC	13,175	15,100	7,219	-52.2%		
TOTALS	151,463	165,117	86,633	9.0%	23,222	-36.8%

MONTHLY ENPLANED PASSENGER LOAD FACTOR SUMMARY March 2021



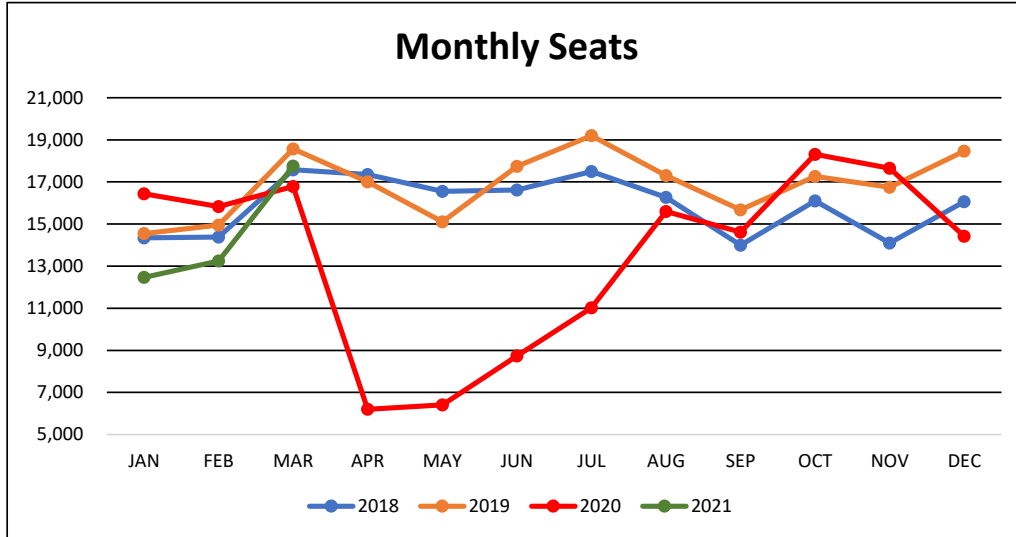
LOAD FACTOR (%)					DIFFERENCE
MONTH	2018	2019	2020	2021	2021/2020
JAN	75.0%	81.0%	78.1%	47.1%	-31.0
FEB	80.5%	85.2%	84.7%	50.7%	-34.0
MAR	79.9%	81.3%	49.9%	55.3%	5.4
APR	70.9%	74.9%	12.9%		
MAY	77.8%	86.8%	30.7%		
JUN	77.0%	76.8%	44.8%		
JUL	80.2%	83.1%	59.1%		
AUG	81.8%	83.8%	48.8%		
SEP	81.0%	79.7%	46.8%		
OCT	76.6%	84.5%	43.0%		
NOV	87.7%	81.3%	40.0%		
DEC	86.6%	85.1%	55.7%		
ANNUAL AVERAGE:	79.6%	82.0%	49.6%	51.1%	-19.87

LOAD FACTOR BY AIRLINE

March 2021

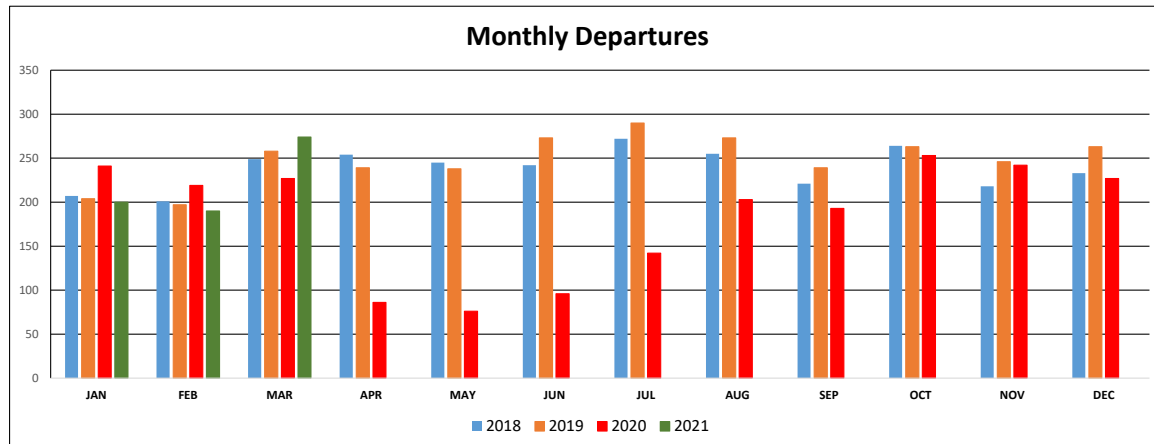
Carrier	2021 Seats Available	2020 Seats Available	2021 Revenue ENPL PASS	2020 Revenue ENPL PASS	2021 Load Factor	2020 Load Factor	Difference
Allegiant	5,712	6,411	3,289	3,553	57.6%	55.4%	2.2
Delta	9,093	7,143	4,605	3,305	50.6%	46.3%	4.3
United	2,950	2,650	1,928	1,360	65.4%	51.3%	14.1
Total	17,755	16,204	9,822	8,218			
Average	5,918	5,401	3,274	2,739	55.3%	50.7%	

DEPARTING MONTHLY SEATS March 2021



MONTH	2018 Seats	2019 Seats	2020 Seats	2021 Seats	# Seats Difference	% Change
JAN	14,340	14,546	16,438	12,466	(3,972)	-24.2%
FEB	14,377	14,949	15,828	13,246	(2,582)	-16.3%
MAR	17,581	18,573	16,787	17,755	968	5.8%
APR	17,356	17,004	6,199			
MAY	16,555	15,110	6,410			
JUN	16,616	17,747	8,736			
JUL	17,497	19,198	11,017			
AUG	16,275	17,298	15,595			
SEP	13,996	15,672	14,621			
OCT	16,105	17,269	18,312			
NOV	14,095	16,749	17,657			
DEC	16,062	18,468	14,420			
Annual Total	190,855	202,583	162,020	43,467	(5,586)	-11.4%

MONTHLY AIRLINE DEPARTURES March 2021

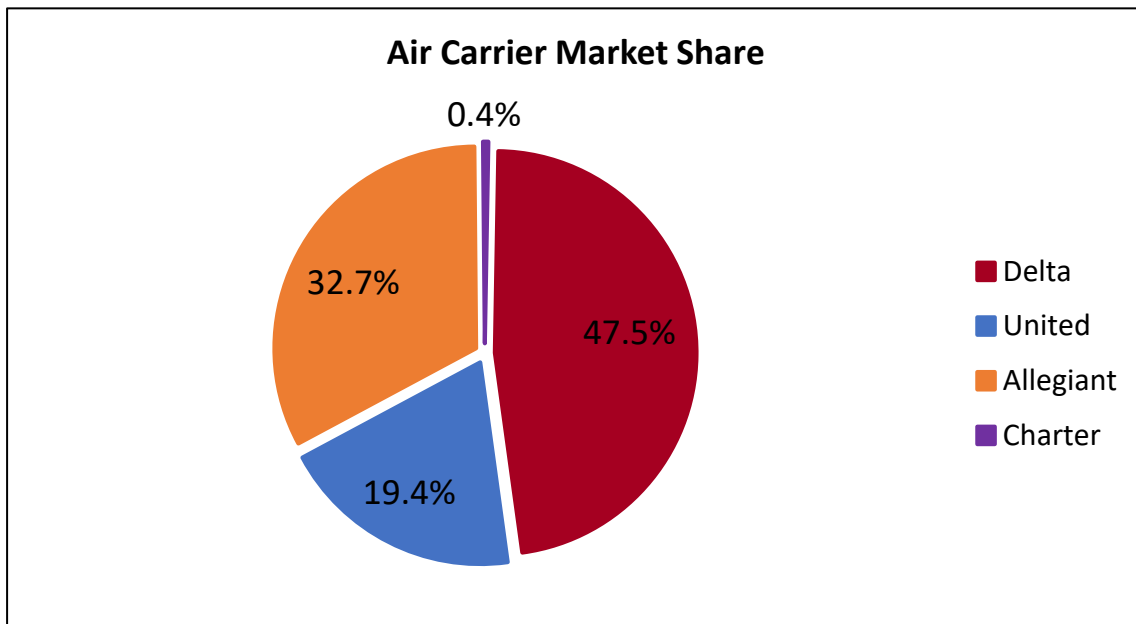


MONTH	2018	2019	2020	2021	DIFFERENCE	% DIFFERENCE
JAN	207	204	241	200	-41	-17.0%
FEB	201	197	219	190	-29	-13.2%
MAR	249	258	227	274	47	20.7%
APR	254	239	86			
MAY	245	238	76			
JUN	242	273	96			
JUL	272	290	142			
AUG	255	273	203			
SEP	221	239	193			
OCT	264	263	253			
NOV	218	246	242			
DEC	233	263	227			
ANNUAL DEPARTURES:	2861	2983	2205	664	-23	-3.3%

AIR CARRIER MARKET SHARE

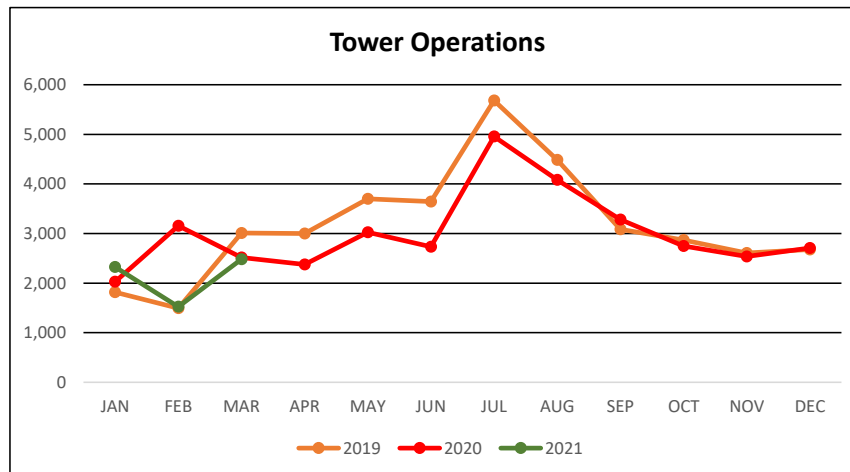
March 2021

Carrier	March 2020 Passengers	March 2021 Passengers	Percentage
Delta	8,251	9,745	47.5%
United	2,866	3,966	19.4%
Allegiant	8,234	6,699	32.7%
Charter	337	86	0.4%
Total:	19,688	20,496	4.1%



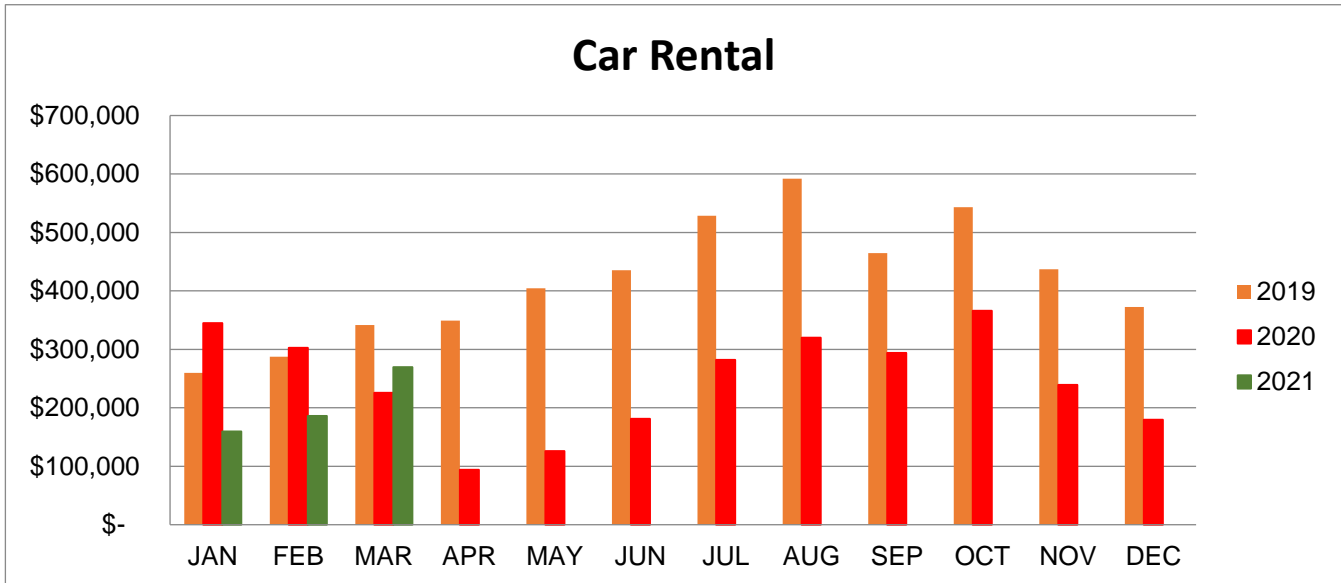
MOT TOWER OPERATIONS COUNTS March 2021

Tower Operations							
	2019	2020	2021				
Month	TOTAL	TOTAL	Air Carrier	Air Taxi	General Aviation	Military	TOTAL
JAN	1,817	2,026	400	476	1,310	140	2,326
FEB	1,494	3,155	380	447	1,002	74	1,523
MAR	3,010	2,518	548	676	1,540	265	2,481
APR	2,999	2,376					
MAY	3,699	3,027					
JUN	3,646	2,732					
JUL	5,682	4,956					
AUG	4,487	4,083					
SEP	3,083	3,282					
OCT	2,871	2,750					
NOV	2,607	2,536					
DEC	2,679	2,708					
Total:	38,074	36,149	1,328	1,599	3,852	479	6,330



MONTHLY CAR RENTAL

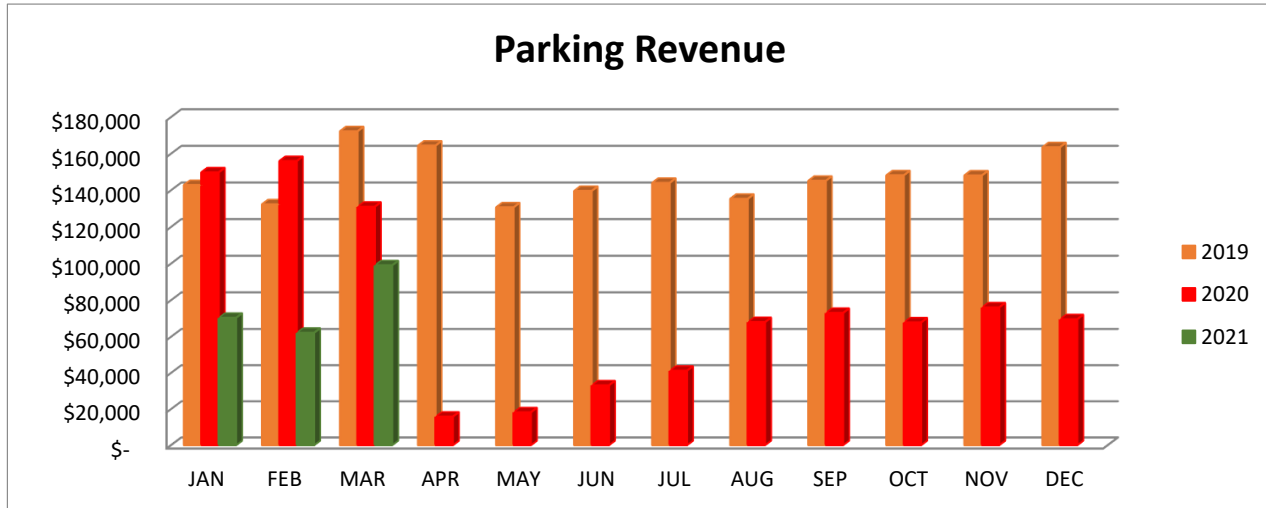
March 2021



CAR RENTAL GROSS RECEIPTS				
	2019	2020	2021	% Change
JAN	\$ 259,651	\$ 344,713	\$ 159,305	-54%
FEB	\$ 287,385	\$ 302,489	\$ 185,925	-39%
MAR	\$ 341,798	\$ 225,817	\$ 269,702	19%
APR	\$ 348,929	\$ 93,869		
MAY	\$ 404,459	\$ 125,806		
JUN	\$ 435,280	\$ 181,193		
JUL	\$ 528,397	\$ 282,055		
AUG	\$ 592,133	\$ 319,731		
SEP	\$ 464,599	\$ 293,695		
OCT	\$ 543,427	\$ 366,205		
NOV	\$ 436,831	\$ 239,389		
DEC	\$ 372,691	\$ 179,464		
TOTAL:	\$ 5,015,577	\$ 2,954,427	\$ 614,933	-30%

AIRPORT PARKING REVENUE

March 2021



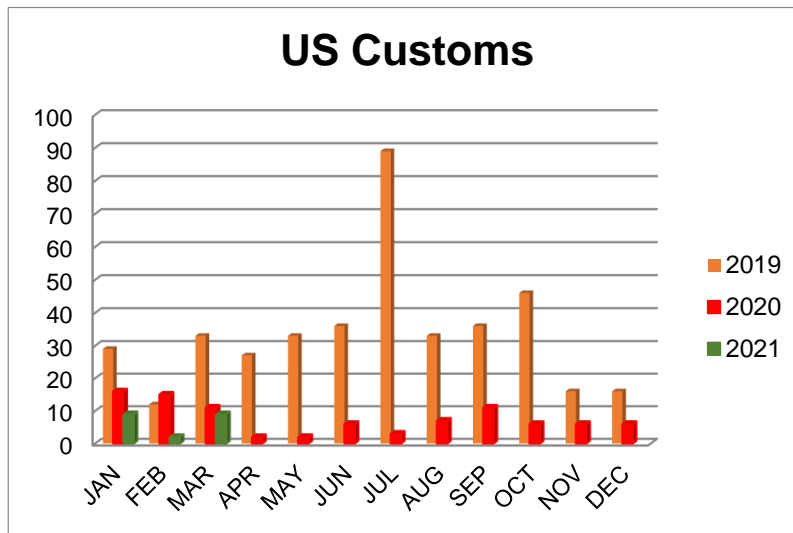
	GROSS RECEIPTS			% Change	2021 After Expenses	2021 % of Gross Revenue
	2019	2020	2021			
JAN	\$ 142,894	\$ 149,812	\$ 70,384	-53.0%	\$ 44,447	63.1%
FEB	\$ 132,371	\$ 155,993	\$ 62,204	-60.1%	\$ 37,271	59.9%
MAR	\$ 172,268	\$ 131,050	\$ 99,069	-24.4%	\$ 69,099	69.7%
APR	\$ 164,436	\$ 15,788				
MAY	\$ 130,708	\$ 18,228				
JUN	\$ 139,662	\$ 33,163				
JUL	\$ 144,076	\$ 41,248				
AUG	\$ 135,367	\$ 68,037				
SEP	\$ 145,201	\$ 73,060				
OCT	\$ 148,206	\$ 67,886				
NOV	\$ 148,134	\$ 76,086				
DEC	\$ 163,538	\$ 69,603				
TOTAL:	\$ 1,766,861	\$ 899,955	\$ 231,657	-47.0%	\$ 150,818	65.1%

Charters

March 2021

COMMERCIAL TERMINAL CHARTERS				
	# of Flights	Operator	Enplaned	Deplaned
JAN	1	Swift Airways	32	32
FEB	1	Swift Airways	43	43
MAR	0	-	0	0
APR				
MAY				
JUN				
JUL				
AUG				
SEP				
OCT				
NOV				
DEC				

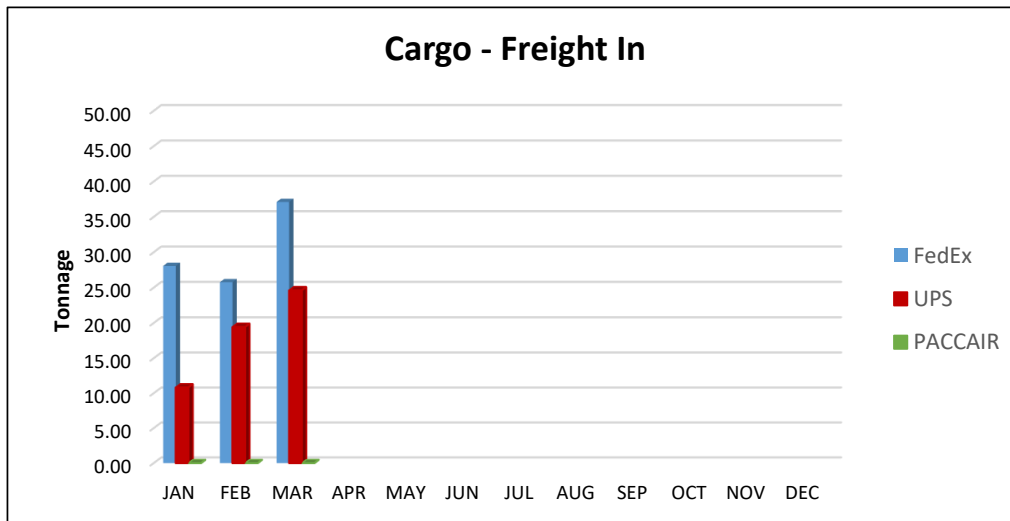
Monthly Customs Flights March 2021



	2019	2020	2021	Difference
JAN	29	16	9	-7
FEB	12	15	2	-13
MAR	33	11	9	-2
APR	27	2		
MAY	33	2		
JUN	36	6		
JUL	89	3		
AUG	33	7		
SEP	36	11		
OCT	46	6		
NOV	16	6		
DEC	16	6		
TOTAL:	406	91	20	-22

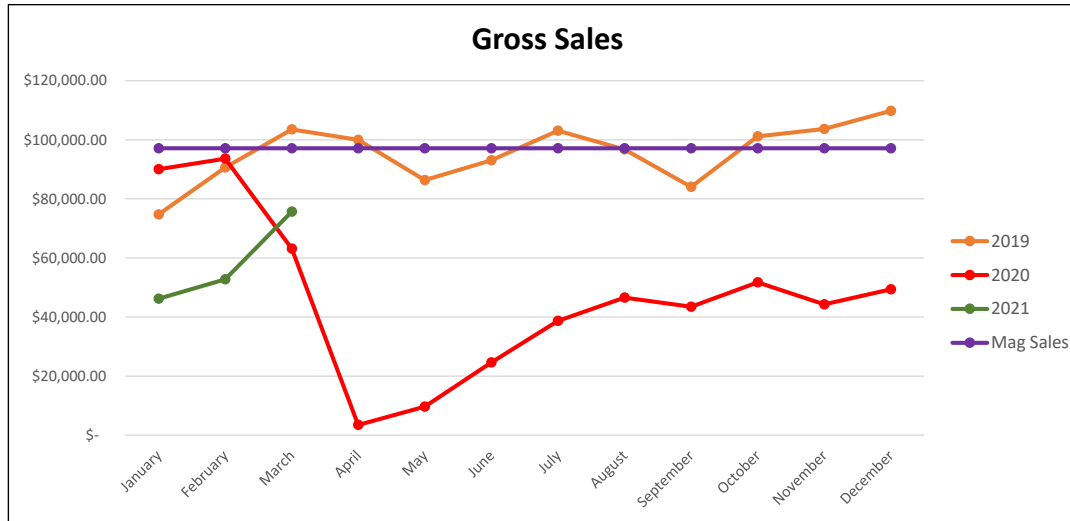
CARGO TONNAGE REPORT

March 2021



2021 TONNAGE								
	Fed-Ex		UPS		PACCAIR		TOTAL TONNAGE	
	Freight In	Freight Out	Freight In	Freight Out	Freight In	Freight Out	Freight In	Freight Out
JAN	28.06	14.91	10.83	1.49	0.00	0.00	38.89	16.40
FEB	25.76	14.04	19.44	0.48	0.00	0.00	45.20	14.52
MAR	37.10	18.67	24.62	0.43	0.00	0.00	61.73	19.11
APR							0.00	0.00
MAY							0.00	0.00
JUN							0.00	0.00
JUL							0.00	0.00
AUG							0.00	0.00
SEP							0.00	0.00
OCT							0.00	0.00
NOV							0.00	0.00
DEC							0.00	0.00
TOTAL:	90.9	47.6	54.89	2.41	0.00	0.00	145.81	50.04

CONCESSION SALES March 2021



	Gross Sales 2019	Gross Sales 2020	Gross Sales 2021	2021 MAG Required Sales	% Change
January	\$ 74,733.30	\$ 90,060.33	\$ 46,194.42	\$ 97,139.08	-49%
February	\$ 90,660.46	\$ 93,620.34	\$ 52,769.09	\$ 97,139.08	-44%
March	\$ 103,543.78	\$ 63,141.23	\$ 75,644.09	\$ 97,139.08	20%
April	\$ 100,009.51	\$ 3,435.17		\$ 97,139.08	
May	\$ 86,375.00	\$ 9,684.26		\$ 97,139.08	
June	\$ 93,032.97	\$ 24,578.52		\$ 97,139.08	
July	\$ 103,117.01	\$ 38,712.37		\$ 97,139.08	
August	\$ 96,764.84	\$ 46,560.74		\$ 97,139.08	
September	\$ 84,088.20	\$ 43,459.88		\$ 97,139.08	
October	\$ 101,204.07	\$ 51,707.08		\$ 97,139.08	
November	\$ 103,700.30	\$ 44,307.00		\$ 97,139.08	
December	\$ 109,807.44	\$ 49,334.11		\$ 97,139.08	
Total	\$ 1,147,036.88	\$ 558,601.03	\$ 174,607.60		-29%

AVFLIGHT MINOT
STORAGE & FLOWAGE FEES
2021

	APSTF	APSTF	APSTF	APSTF	APSTF	APSTF	APLOT	APRMP	APLOT	APPOG	APPOG		
	Storage Fees	General / Transient Flow Fees	Delta Into-Plane	United Into-Plane	Allegiant Into- Plane	Allegiant	Landing Fees	Parking Fees	Plug In Fees	% Of Gross Receipts	Minot Aero Gross Receipts	% Of Gross Receipts	Total
	\$0.03	\$0.06	\$0.02	\$0.02	\$0.03	-\$75.00		60%		2%		2%	
January	\$ 3,234.47	\$ 1,381.18	\$ 1,066.70	\$ 629.22	\$ 129.90	\$ (1,575.00)	\$ 1,066.05	\$ 597.00	\$ 20.00	\$ 857.51	\$ 120,537.25	\$ 2,410.75	\$ 7,407.03
February	\$ 3,122.91	\$ 1,357.97	\$ 906.62	\$ 722.66	\$ 200.01	\$ (2,250.00)	\$ 1,383.45	\$ 579.00	\$ 70.00	\$ 1,018.58	\$ 127,780.22	\$ 2,555.60	\$ 7,111.20
March	\$ 4,506.59	\$ 1,805.55	\$ 1,700.38	\$ 702.16	\$ 337.62	\$ (2,625.00)	\$ 1,593.90	\$ 549.00	\$ 10.00	\$ 484.87	\$ 162,895.97	\$ 3,257.92	\$ 9,065.06
April													\$ -
May													\$ -
June													\$ -
July													\$ -
August													\$ -
September													\$ -
October													\$ -
November													\$ -
December													\$ -
TOTAL	\$ 10,863.96	\$ 4,544.71	\$ 3,673.70	\$ 2,054.04	\$ 667.53	\$ (6,450.00)	\$ 4,043.40	\$ 1,725.00	\$ 100.00	\$ 2,360.96	\$ 411,213.44	\$ 8,224.27	\$ 23,583.30

COMPARISON OF GALLONS SOLD																			
AVFLIGHT																			
MONTH	100LL						JET FUEL						AIRLINE INTO-PLANE						
	2017 100LL	2018 100LL	2019 100LL	2020 100LL	2021 100LL	2022 100LL	2017 JET A	2018 JET A	2019 JET A	2020 JET A	2021 JET A	2022 JET A	2017 AIRLINE	2018 AIRLINE	2019 AIRLINE	2020 AIRLINE	2021 AIRLINE	2022 AIRLINE	
	AVFLIGHT	AVFLIGHT	AVFLIGHT	AVFLIGHT	AVFLIGHT	AVFLIGHT	AVFLIGHT	AVFLIGHT	AVFLIGHT	AVFLIGHT	AVFLIGHT	AVFLIGHT	AVFLIGHT	AVFLIGHT	AVFLIGHT	AVFLIGHT	AVFLIGHT	AVFLIGHT	
JAN		1,769	2,446	2,416	2,056			42,347	42,940	34,217	20,964			133,442	139,790	152,110	89,126		
FEB		2,298	1,985	3,412	1,703			44,019	33,090	34,662	20,930			145,587	159,771	147,907	88,131		
MAR		2,302	4,642	3,446	3,074			49,319	51,620	35,220	27,018			166,144	182,979	157,782	131,381		
APR		4,248	4,332	3,444				44,979	51,585	24,320				177,406	163,066	51,460			
MAY		6,936	7,816	5,103				55,166	67,742	21,579				166,620	172,763	40,310			
JUNE		9,251	8,109	4,869				77,304	78,710	24,055				172,986	183,497	58,562			
JULY		8,570	11,351	9,499				80,401	96,384	75,767				195,147	200,958	94,078			
AUG		5,309	7,763	7,318				74,824	59,139	38,436				174,948	180,967	130,934			
SEPT		3,840	5,796	5,501				75,119	56,349	28,500				130,232	162,493	114,865			
OCT		6,120	3,820	4,960				55,760	59,101	30,152				148,044	171,169	138,004			
NOV		2,188	2,920	3,602				48,289	42,612	29,077				125,841	164,241	128,514			
DEC		1,180	3,692	3,095	2,820			21,230	30,174	41,200	27,151			61,975	171,504	179,421	111,215		
TOTAL		1,180	56,522	64,074	56,389	6,833	0	21,230	677,701	680,472	403,136	68,912	0	61,975	1,907,901	2,061,115	1,325,741	308,638	0