

BADGE IDENTIFICATION REQUIREMENTS FOR U.S. CITIZENS

Before acquiring or renewing a badge at MOT Airport, each applicant must present two (2) forms of valid I-9 Documentation, one of which must have a photo. These documents are used to establish the applicant’s identity and eligibility to work in the United States. Faxed, photocopied, or expired documentation will not be accepted. Failure to present the appropriate documentation will result in the applicant being turned away from the badging process.

Recommended I-9 document combinations:

- US Passport & State Driver’s License or ID Card
- US Passport & Social Security Card
- State Driver’s License & Social Security Card
- State Driver’s License or ID Card & Certified Birth Certificate

If you are a U.S. Citizen born outside the U.S.:

In addition to providing one photo ID that shows identity, you must also establish citizenship and employment eligibility by showing one of the following:

- U.S. Passport
- Certificate of Birth Abroad:
 - Form DS-1350
 - Form FS-545
 - Form FS-240
- Certificate of Naturalization and Social Security Card
 (Certificate of Naturalization is not an approved form of identification; therefore, the Social Security Card must accompany the Certificate of Naturalization)

Examples of acceptable combinations:

- Passport and Driver’s License or State ID
- Certificate of Naturalization and Social Security Card and Driver’s License or State ID




List A Establishes Identity	List B Establishes Employment Eligibility
<ul style="list-style-type: none"> • U.S. Passport or Passport Card  • State-Issued ID Card • Canadian Driver’s License • U.S. Military Card  • Government ID Card Issued by a Federal, State, or Local Government Agency with a Photo 	<ul style="list-style-type: none"> • U.S. Social Security Card  • Certified Birth Certificate • U.S. Passport or Passport Card • Certification of Birth Abroad Issued by Department of State <ul style="list-style-type: none"> ○ Form DS-1350 ○ Form FS-545 ○ Form FS-240   • Certification of Naturalization 

BADGE IDENTIFICATION REQUIREMENTS FOR NON-U.S. CITIZENS

If you are **NOT** a U.S. Citizen, you must present an original, unexpired INS document along with a second document from List A or List B on page one.

Examples of acceptable combinations:

- Permanent Resident Card and Social Security Card
- Employment Authorization Card and Driver's License or State ID
- Employment Authorization Card and Social Security Card

Documents that Establish Identity and Employee Eligibility
<ul style="list-style-type: none"> • Permanent Resident Card <div style="display: flex; justify-content: space-around; margin: 10px 0;">   </div> <ul style="list-style-type: none"> • Foreign Passport with I-551 Temporary Stamp <u>or</u> machine-readable I-551 <div style="display: flex; justify-content: center; margin: 10px 0;">  </div> <ul style="list-style-type: none"> • Employment Authorization Document Containing a Photograph <div style="display: flex; justify-content: space-around; margin: 10px 0;">   </div> <ul style="list-style-type: none"> • Nonimmigrant Exchange Visitor Visa (J-1 of F-1 Status) <ul style="list-style-type: none"> ○ Must be accompanied by proper documentation ○ Student exchange visitors also need a letter from their responsible school officer

Any questions about I-9 documentation should be asked before scheduling an appointment and can be answered by contacting the Badging Office at 701-857-4724.